

Student Satisfaction Survey for Distance Learners (Under Criterion II of Teaching – Learning and Evaluation) All Departments

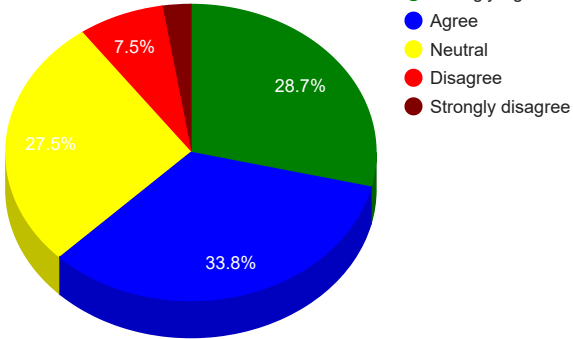
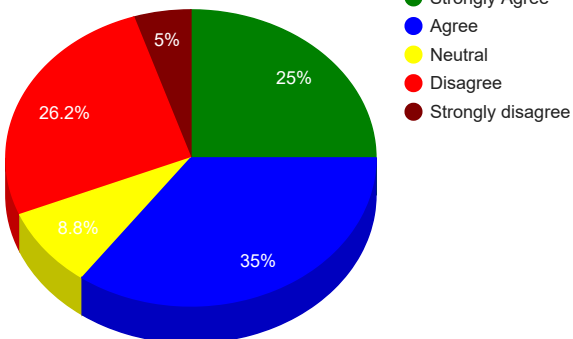
PRINT

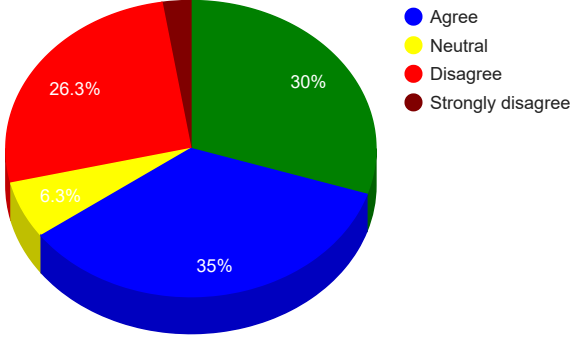
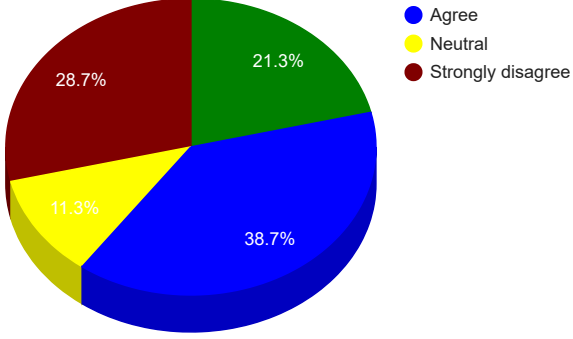
| | | | |
|---------------|--|------------|-------------------------------|
| Feedback Form | Student Satisfaction Survey for Distance Learners (Under Criterion II of Teaching – Learning and Evaluation) | Period | Semester Examination Dec-2020 |
| School | All Schools/Polytechnics/CTEs | Department | All Departments |
| Teacher(s) | All Teachers | Course(s) | All Courses |

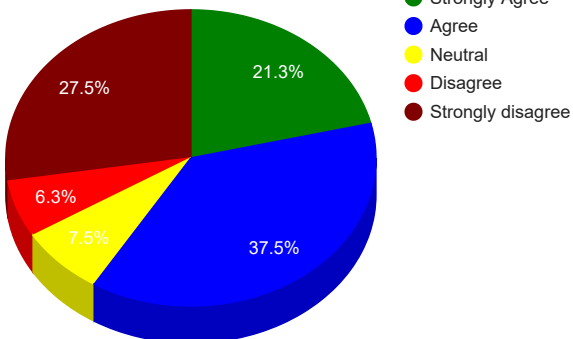
| SI | Question | Answers | | | | | | | | | | | | | | | |
|-------------------|---|----------|------------|-------|----------------|-------|----|-------|-------|----|---------|-------|----|-------------------|------|---|---|
| 1 | <p>Induction program conducted by the DDE, where you are studying was useful</p> <p>Total Response : 80</p> <table border="1"><caption>Survey Results for Question 1</caption><thead><tr><th>Response</th><th>Percentage</th><th>Count</th></tr></thead><tbody><tr><td>Strongly Agree</td><td>26.3%</td><td>21</td></tr><tr><td>Agree</td><td>43.7%</td><td>35</td></tr><tr><td>Neutral</td><td>27.5%</td><td>22</td></tr><tr><td>Strongly disagree</td><td>2.5%</td><td>0</td></tr></tbody></table> | Response | Percentage | Count | Strongly Agree | 26.3% | 21 | Agree | 43.7% | 35 | Neutral | 27.5% | 22 | Strongly disagree | 2.5% | 0 | <p>Strongly Agree : 21</p> <p>Agree : 35</p> <p>Neutral : 22</p> <p>Disagree : 0</p> <p>Strongly disagree : 2</p> |
| Response | Percentage | Count | | | | | | | | | | | | | | | |
| Strongly Agree | 26.3% | 21 | | | | | | | | | | | | | | | |
| Agree | 43.7% | 35 | | | | | | | | | | | | | | | |
| Neutral | 27.5% | 22 | | | | | | | | | | | | | | | |
| Strongly disagree | 2.5% | 0 | | | | | | | | | | | | | | | |

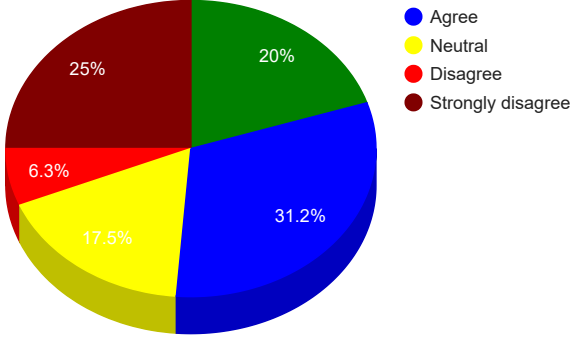
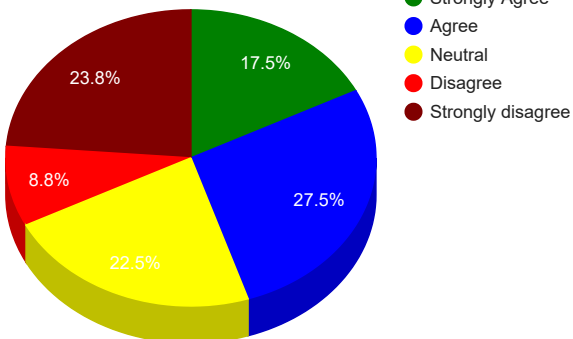
| Sl | Question | Answers |
|----|---|---|
| 2 | <p>The study material for the programme was comprehensive and easy to understand with useful illustrations of concepts and examples</p> <p>Total Response : 80</p>  <ul style="list-style-type: none"> ● Strongly Agree ● Agree ● Neutral ● Disagree ● Strongly disagree | <p>Strongly Agree : 19</p> <p>Agree : 32</p> <p>Neutral : 7</p> <p>Disagree : 19</p> <p>Strongly disagree : 3</p> |
| 3 | <p>The assignments were very useful in grasping of the content given in the Study Materia</p> <p>Total Response : 80</p>  <ul style="list-style-type: none"> ● Strongly Agree ● Agree ● Neutral ● Disagree ● Strongly disagree | <p>Strongly Agree : 21</p> <p>Agree : 29</p> <p>Neutral : 7</p> <p>Disagree : 2</p> <p>Strongly disagree : 21</p> |

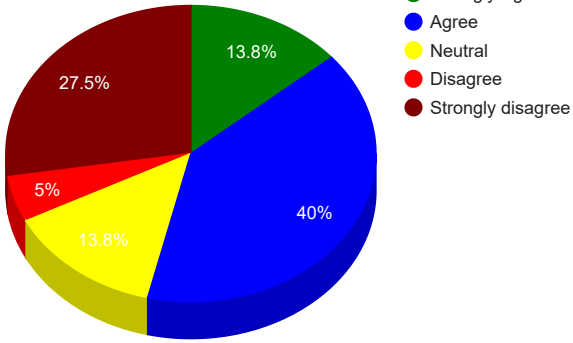
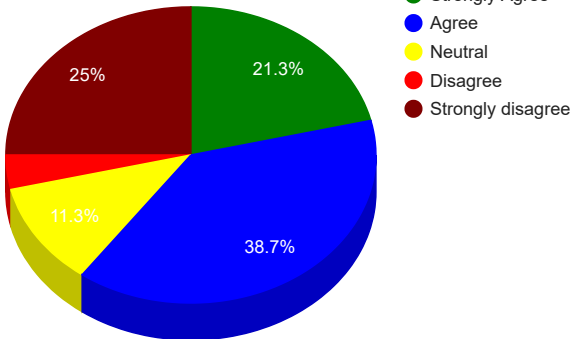
| SI | Question | Answers |
|----|---|--|
| 4 | <p>The academic counselling provided facilitated the understanding of study material provided to you</p> <p>Total Response : 80</p>  | <p>Strongly Agree : 21</p> <p>Agree : 23</p> <p>Neutral : 13</p> <p>Disagree : 2</p> <p>Strongly disagree : 21</p> |
| 5 | <p>The academic counsellors were qualified and well prepared for conducting the counselling sessions</p> <p>Total Response : 80</p>  | <p>Strongly Agree : 20</p> <p>Agree : 30</p> <p>Neutral : 9</p> <p>Disagree : 2</p> <p>Strongly disagree : 19</p> |

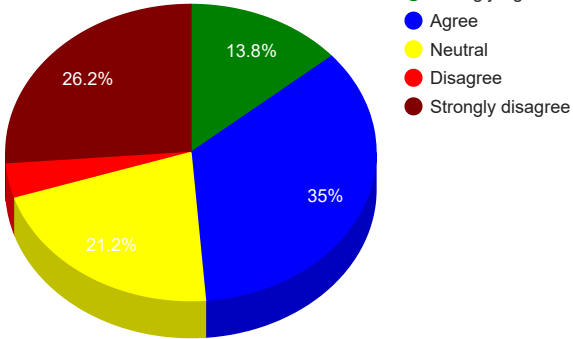
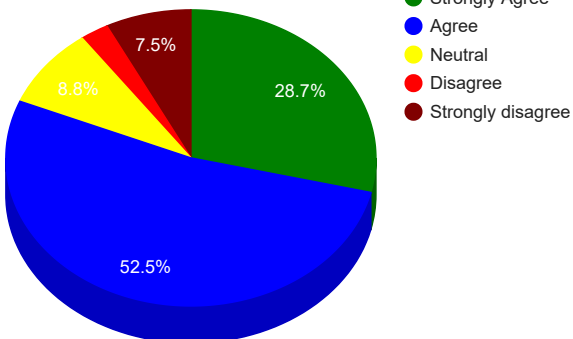
| SI | Question | Answers | | | | | | | | | | |
|-------------------|--|----------------|-------|-------|-------|---------|-------|----------|-------|-------------------|------|---|
| 6 | <p>The DDE adhered to schedule of admissions and term end examinations.</p> <p>Total Response : 80</p>  <table border="1" data-bbox="852 325 1031 472"> <tr><td>Strongly Agree</td><td>28.7%</td></tr> <tr><td>Agree</td><td>33.8%</td></tr> <tr><td>Neutral</td><td>27.5%</td></tr> <tr><td>Disagree</td><td>7.5%</td></tr> <tr><td>Strongly disagree</td><td>2.5%</td></tr> </table> | Strongly Agree | 28.7% | Agree | 33.8% | Neutral | 27.5% | Disagree | 7.5% | Strongly disagree | 2.5% | <p>Strongly Agree : 23</p> <p>Agree : 27</p> <p>Neutral : 22</p> <p>Disagree : 6</p> <p>Strongly disagree : 2</p> |
| Strongly Agree | 28.7% | | | | | | | | | | | |
| Agree | 33.8% | | | | | | | | | | | |
| Neutral | 27.5% | | | | | | | | | | | |
| Disagree | 7.5% | | | | | | | | | | | |
| Strongly disagree | 2.5% | | | | | | | | | | | |
| 7 | <p>The counselling sessions organized helped you to clear doubts and keep you on track</p> <p>Total Response : 80</p>  <table border="1" data-bbox="852 1018 1031 1165"> <tr><td>Strongly Agree</td><td>25%</td></tr> <tr><td>Agree</td><td>35%</td></tr> <tr><td>Neutral</td><td>8.8%</td></tr> <tr><td>Disagree</td><td>26.2%</td></tr> <tr><td>Strongly disagree</td><td>5%</td></tr> </table> | Strongly Agree | 25% | Agree | 35% | Neutral | 8.8% | Disagree | 26.2% | Strongly disagree | 5% | <p>Strongly Agree : 20</p> <p>Agree : 28</p> <p>Neutral : 7</p> <p>Disagree : 21</p> <p>Strongly disagree : 4</p> |
| Strongly Agree | 25% | | | | | | | | | | | |
| Agree | 35% | | | | | | | | | | | |
| Neutral | 8.8% | | | | | | | | | | | |
| Disagree | 26.2% | | | | | | | | | | | |
| Strongly disagree | 5% | | | | | | | | | | | |

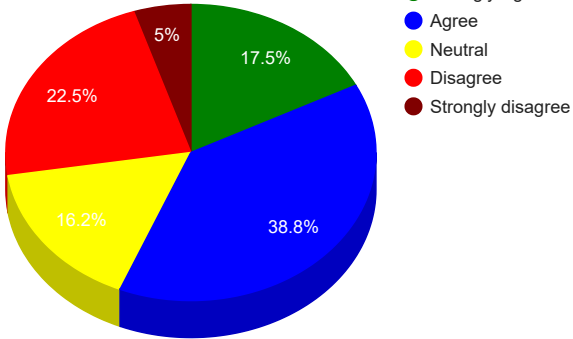
| SI | Question | Answers |
|----|---|---|
| 8 | <p>The learner centric methods used by the DDE to promote learning, enhanced your problem solving skills, employability skills, life skills and made you ready for the world of work</p> <p>Total Response : 80</p>  <ul style="list-style-type: none"> ● Strongly Agree ● Agree ● Neutral ● Disagree ● Strongly disagree | <p>Strongly Agree : 24</p> <p>Agree : 28</p> <p>Neutral : 5</p> <p>Disagree : 21</p> <p>Strongly disagree : 2</p> |
| 9 | <p>Online services provided to you were easily accessible and useful</p> <p>Total Response : 80</p>  <ul style="list-style-type: none"> ● Strongly Agree ● Agree ● Neutral ● Strongly disagree | <p>Strongly Agree : 17</p> <p>Agree : 31</p> <p>Neutral : 9</p> <p>Disagree : 0</p> <p>Strongly disagree : 23</p> |

| SI | Question | Answers | | | | | | | | | | |
|-------------------|---|----------------|-------|-------|-------|---------|-------|----------|------|-------------------|-------|--|
| 10 | <p>The internal assessment through assignments was fair and timely</p> <p>Total Response : 80</p>  <table border="1" data-bbox="852 325 1031 472"> <tr><td>Strongly Agree</td><td>22.5%</td></tr> <tr><td>Agree</td><td>30%</td></tr> <tr><td>Neutral</td><td>16.2%</td></tr> <tr><td>Disagree</td><td>5%</td></tr> <tr><td>Strongly disagree</td><td>26.2%</td></tr> </table> | Strongly Agree | 22.5% | Agree | 30% | Neutral | 16.2% | Disagree | 5% | Strongly disagree | 26.2% | <p>Strongly Agree : 18</p> <p>Agree : 24</p> <p>Neutral : 13</p> <p>Disagree : 4</p> <p>Strongly disagree : 21</p> |
| Strongly Agree | 22.5% | | | | | | | | | | | |
| Agree | 30% | | | | | | | | | | | |
| Neutral | 16.2% | | | | | | | | | | | |
| Disagree | 5% | | | | | | | | | | | |
| Strongly disagree | 26.2% | | | | | | | | | | | |
| 11 | <p>Your queries were promptly addressed by the DDE</p> <p>Total Response : 80</p>  <table border="1" data-bbox="852 1018 1031 1165"> <tr><td>Strongly Agree</td><td>21.3%</td></tr> <tr><td>Agree</td><td>37.5%</td></tr> <tr><td>Neutral</td><td>7.5%</td></tr> <tr><td>Disagree</td><td>6.3%</td></tr> <tr><td>Strongly disagree</td><td>27.5%</td></tr> </table> | Strongly Agree | 21.3% | Agree | 37.5% | Neutral | 7.5% | Disagree | 6.3% | Strongly disagree | 27.5% | <p>Strongly Agree : 17</p> <p>Agree : 30</p> <p>Neutral : 6</p> <p>Disagree : 5</p> <p>Strongly disagree : 22</p> |
| Strongly Agree | 21.3% | | | | | | | | | | | |
| Agree | 37.5% | | | | | | | | | | | |
| Neutral | 7.5% | | | | | | | | | | | |
| Disagree | 6.3% | | | | | | | | | | | |
| Strongly disagree | 27.5% | | | | | | | | | | | |

| SI | Question | Answers |
|----|--|--|
| 12 | <p>The term end examination was conducted fairly and the sanctity of the examination was maintained</p> <p>Total Response : 80</p>  | <p>Strongly Agree : 16</p> <p>Agree : 25</p> <p>Neutral : 14</p> <p>Disagree : 5</p> <p>Strongly disagree : 20</p> |
| 13 | <p>The results of term end examinations were declared timely</p> <p>Total Response : 80</p>  | <p>Strongly Agree : 14</p> <p>Agree : 22</p> <p>Neutral : 18</p> <p>Disagree : 7</p> <p>Strongly disagree : 19</p> |

| SI | Question | Answers |
|----|--|--|
| 14 | <p>The academic program which you are pursuing, had all the requisite academic content to achieve the expected competency</p> <p>Total Response : 80</p>  | <p>Strongly Agree : 11</p> <p>Agree : 32</p> <p>Neutral : 11</p> <p>Disagree : 4</p> <p>Strongly disagree : 22</p> |
| 15 | <p>Electronic media (Audio and Video including radio interactions) was useful for supplementing the teaching learning process</p> <p>Total Response : 80</p>  | <p>Strongly Agree : 17</p> <p>Agree : 31</p> <p>Neutral : 9</p> <p>Disagree : 3</p> <p>Strongly disagree : 20</p> |

| SI | Question | Answers | | | | | | | | | | | | |
|-------------------|---|----------|------------|----------------|-------|-------|-------|---------|-------|----------|------|-------------------|-------|--|
| 16 | <p>The grievance redressal mechanism of the DDE was effective</p> <p>Total Response : 80</p>  <table border="1" data-bbox="852 325 1031 472"> <caption>Response Distribution for Question 16</caption> <thead> <tr> <th>Response</th> <th>Percentage</th> </tr> </thead> <tbody> <tr> <td>Strongly Agree</td> <td>13.8%</td> </tr> <tr> <td>Agree</td> <td>35%</td> </tr> <tr> <td>Neutral</td> <td>21.2%</td> </tr> <tr> <td>Disagree</td> <td>3.8%</td> </tr> <tr> <td>Strongly disagree</td> <td>26.2%</td> </tr> </tbody> </table> | Response | Percentage | Strongly Agree | 13.8% | Agree | 35% | Neutral | 21.2% | Disagree | 3.8% | Strongly disagree | 26.2% | <p>Strongly Agree : 11</p> <p>Agree : 28</p> <p>Neutral : 17</p> <p>Disagree : 3</p> <p>Strongly disagree : 21</p> |
| Response | Percentage | | | | | | | | | | | | | |
| Strongly Agree | 13.8% | | | | | | | | | | | | | |
| Agree | 35% | | | | | | | | | | | | | |
| Neutral | 21.2% | | | | | | | | | | | | | |
| Disagree | 3.8% | | | | | | | | | | | | | |
| Strongly disagree | 26.2% | | | | | | | | | | | | | |
| 17 | <p>The information available on the University website/mobile app was very useful</p> <p>Total Response : 80</p>  <table border="1" data-bbox="852 1018 1031 1165"> <caption>Response Distribution for Question 17</caption> <thead> <tr> <th>Response</th> <th>Percentage</th> </tr> </thead> <tbody> <tr> <td>Strongly Agree</td> <td>28.7%</td> </tr> <tr> <td>Agree</td> <td>52.5%</td> </tr> <tr> <td>Neutral</td> <td>8.8%</td> </tr> <tr> <td>Disagree</td> <td>2.5%</td> </tr> <tr> <td>Strongly disagree</td> <td>7.5%</td> </tr> </tbody> </table> | Response | Percentage | Strongly Agree | 28.7% | Agree | 52.5% | Neutral | 8.8% | Disagree | 2.5% | Strongly disagree | 7.5% | <p>Strongly Agree : 23</p> <p>Agree : 42</p> <p>Neutral : 7</p> <p>Disagree : 2</p> <p>Strongly disagree : 6</p> |
| Response | Percentage | | | | | | | | | | | | | |
| Strongly Agree | 28.7% | | | | | | | | | | | | | |
| Agree | 52.5% | | | | | | | | | | | | | |
| Neutral | 8.8% | | | | | | | | | | | | | |
| Disagree | 2.5% | | | | | | | | | | | | | |
| Strongly disagree | 7.5% | | | | | | | | | | | | | |

| SI | Question | Answers | | | | | | | | | | |
|--------------------------|--|--------------------------|-------|---------------------|-------|---------------------|-------|---------------------|-------|----------------------|-----|---|
| 18 | <p>The study material provided in digital form was equally useful</p> <p>Total Response : 80</p>  <table border="1" data-bbox="852 325 1031 472"> <caption>Legend for Question 18</caption> <tr><td>Strongly Agree</td><td>17.5%</td></tr> <tr><td>Agree</td><td>38.8%</td></tr> <tr><td>Neutral</td><td>16.2%</td></tr> <tr><td>Disagree</td><td>22.5%</td></tr> <tr><td>Strongly disagree</td><td>5%</td></tr> </table> | Strongly Agree | 17.5% | Agree | 38.8% | Neutral | 16.2% | Disagree | 22.5% | Strongly disagree | 5% | <p>Strongly Agree : 14</p> <p>Agree : 31</p> <p>Neutral : 13</p> <p>Disagree : 18</p> <p>Strongly disagree : 4</p> |
| Strongly Agree | 17.5% | | | | | | | | | | | |
| Agree | 38.8% | | | | | | | | | | | |
| Neutral | 16.2% | | | | | | | | | | | |
| Disagree | 22.5% | | | | | | | | | | | |
| Strongly disagree | 5% | | | | | | | | | | | |
| 19 | <p>You received the Self Learning Materials(Printed blocks/modules) on regular basis</p> <p>Total Response : 80</p>  <table border="1" data-bbox="852 1092 1031 1260"> <caption>Legend for Question 19</caption> <tr><td>Complete Set of material</td><td>17.5%</td></tr> <tr><td>75% of the material</td><td>12.5%</td></tr> <tr><td>50% of the material</td><td>7.5%</td></tr> <tr><td>25% of the material</td><td>2%</td></tr> <tr><td>None of the material</td><td>60%</td></tr> </table> | Complete Set of material | 17.5% | 75% of the material | 12.5% | 50% of the material | 7.5% | 25% of the material | 2% | None of the material | 60% | <p>Complete Set of material : 14</p> <p>75% of the material : 10</p> <p>50% of the material : 6</p> <p>25% of the material : 2</p> <p>None of the material : 48</p> |
| Complete Set of material | 17.5% | | | | | | | | | | | |
| 75% of the material | 12.5% | | | | | | | | | | | |
| 50% of the material | 7.5% | | | | | | | | | | | |
| 25% of the material | 2% | | | | | | | | | | | |
| None of the material | 60% | | | | | | | | | | | |

| SI | Question | Answers | | | | | | | | | | | | |
|----------------|---|----------|------------|-----------|-----|-----------|-------|------|-------|--------------|----|----------------|-------|---|
| 20 | <p>How will you rate the overall teaching-learning experience in the DDE?</p> <p>Total Response : 80</p> <table border="1"> <caption>Data for Pie Chart</caption> <thead> <tr> <th>Category</th> <th>Percentage</th> </tr> </thead> <tbody> <tr> <td>Excellent</td> <td>25%</td> </tr> <tr> <td>Very Good</td> <td>21.3%</td> </tr> <tr> <td>Good</td> <td>22.5%</td> </tr> <tr> <td>Satisfactory</td> <td>3%</td> </tr> <tr> <td>Unsatisfactory</td> <td>27.5%</td> </tr> </tbody> </table> | Category | Percentage | Excellent | 25% | Very Good | 21.3% | Good | 22.5% | Satisfactory | 3% | Unsatisfactory | 27.5% | <p>Excellent : 20</p> <p>Very Good : 17</p> <p>Good : 18</p> <p>Satisfactory : 3</p> <p>Unsatisfactory : 22</p> |
| Category | Percentage | | | | | | | | | | | | | |
| Excellent | 25% | | | | | | | | | | | | | |
| Very Good | 21.3% | | | | | | | | | | | | | |
| Good | 22.5% | | | | | | | | | | | | | |
| Satisfactory | 3% | | | | | | | | | | | | | |
| Unsatisfactory | 27.5% | | | | | | | | | | | | | |

| SI | Question | Answer |
|----|---|--|
| 21 | 21 a) Please give your honest opinion on the DDE in terms of its strengths and weaknesses | See Comment ▼ |
| 22 | 21 b) Please give suggestions for the improvement of the functioning of the DDE | See Comment ▼ |